

LIGNUM

**Precision**  
CARPENTRY & JOINERY LTD

Sustainably crafted.  
Naturally beautiful.  
**Unmistakably timber windows & doors.**



# Designed to perform. Crafted to last a lifetime.

Lignum timber windows and doors are built for people who want the character of timber with modern-day performance.

Whether you're restoring a period property, building new or renovating, our products combine traditional craftsmanship with up-to-date standards on energy efficiency, security, and durability.

tooling and certified finishing processes. It's the attention to detail, from crafting the frame to paint finishing, that sets Lignum apart.

Every window and door is manufactured by approved joinery specialists using high-performance timber, industry-leading

You'll discover a range of designs across the pages ahead, each one engineered for real homes and the way we live today.

4	Lignum Timber Windows & Doors	20 – 21	Timber Bifolds or French Doors
5	How We Work – Heritage, Replacement, New Build	22	Handles & Ironmongery
6	Casement Windows	23	Colours & Finishes
7	Flush Windows	24 – 25	The Art of Glass & vacuum glazing
8 – 9	Lignum Wood-Aluminium Windows	26	Heritage Windows
10	Box Sash Windows	27	Restoration Windows
11	Spring Balance Sash Windows	28	Replacing Historic Window & Doors
12 – 13	Forest to Frame – Sustainability	29	Feature & Shaped Windows
14 – 15	Entrance Doors	30 – 31	Centor Screens & Blinds
16 – 17	How to Make an Entrance	32	The Joinery Network – Quality & Compliance
18	French Doors	33	Planning Your Project
19	Bifold Doors	34 – 35	The Benefits of Lignum Timber Windows & Doors

# LIGNUM

## Timber Windows & Doors

Built better for a lasting legacy.

The Joinery Network is comprised of leading UK joinery specialists who share a passion for combining craftsmanship with modern techniques, to manufacture beautiful timber windows and doors that last a lifetime.

Real wooden windows and doors enhance your home with carefully detailed frames and the solid feel of timber offers strength, security and warmth.

Our Lignum collection is all tested and certified to the highest performance standards, plus reassuringly long warranties on paint finish, hardware, frames and glazing.

## How We Work

Customised for you.

### Why choose Lignum?

- UK-manufactured by certified joinery partners
- FSC® certified timber
- Secure, Part Q and PAS 24 compliant
- Industry leading guarantees
- Beautifully designed for traditional, contemporary, heritage and new-build projects

Every home is different. That's why Lignum timber windows and doors are designed to flex around how you live, not the other way around.

With Lignum you can personalise your windows and doors with a choice of elegant profiles and detailing. Whether your style is traditional or contemporary, we guarantee you all the beauty of a natural product.

We can sympathetically replicate existing details for conservation areas, supply modern flush frames for extensions, or create a full house set that meets Part L and Part Q compliance in one go.

### Lets get started!

Whatever your project, talk to us early on for expert advice and lots of inspiration. With decades of joinery expertise behind us, we're here with fully certified products that bring lasting beauty to your project.

From specification to site delivery and installation, we keep things simple, consistent, and reliable.

- Heritage properties
- Period-style renovations
- Transformational glazing
- New build properties
- Extensions and upgrades
- Listed and conservation



PAS 24:2022  
Security



Secured  
by Design  
System



Document Q  
Compliant



Document L  
Compliant



Document M  
Compliant



BS6375-1  
2009 Weather  
Tightness



# Flush Casement Windows

Effortless Elegance, Engineered to Perform



**Lignum flush casement windows combine timeless timber design with the reliability of modern engineering.**

With slim sightlines, fully sealed joints and high-spec glazing, every unit is made to order for a tailored fit and seamless finish.

Choose top or side-hung, single or multi-light layouts, and refine the look with traditional or contemporary detailing. Whether you're restoring a period property or elevating a new build, these windows blend in beautifully.

## Key features

- Side or top-hung options
- High security locks as standard
- Custom glazing bars and mouldings
- Factory-finished timber with a 10-year paint guarantee
- Suitable for conservation, contemporary and modern homes

# Flush Windows

Clean lines. Timeless look.

**Flush timber sashes sit level with the frame, creating a clean, understated look ideal for both heritage homes and modern extensions.**

Factory-finished in microporous coatings, they resist the elements with minimal upkeep.

Precision-cut frames and advanced materials mean no warping, no draughts—just exceptional thermal performance and secure multi-point locking. Fully glazed and ready to install, Lignum flush casements offer a refined alternative to standard windows with style that lasts.


## Key features

- Flush finish for a refined look
- Energy-efficient double or triple glazing
- Discreet friction hinges or traditional butt hinges
- PAS 24 security compliance
- Made to measure, finished to order



# Wood-Aluminium Windows

Best of both worlds.



For those who want the beauty of timber with added protection, the LIGNUM wood-aluminium composite system delivers.

These windows and doors combine our engineered timber frame with a durable aluminium outer shell for all-weather performance and minimal upkeep. Perfect for exposed locations or low-maintenance living, the external aluminium cladding is powder-coated in your choice of colour, while the internal timber is finished with our high-quality microporous paint system.

It's a solution that works hard, looks good and lasts — especially in modern new builds or architect-designed extensions where performance and aesthetics go hand in hand.

## Key features

- Timber-aluminium composite construction
- Maintenance-free powder-coated external finish
- Engineered timber interior
- Suitable for contemporary or high-spec applications
- Full system performance with enhanced durability



# Box Sash Windows

Authentic design. Modern performance.



Lignum classic box sash windows are engineered to replicate traditional sash designs, while meeting the demands of today's security, energy efficiency and practical living.

Each window features a counterbalance mechanism with pulleys and cords, smooth operation and excellent sealing to reduce draughts.

We use modern double glazing or the latest vacuum glazing technology, paired with slender glazing bars and heritage detailing to maintain period accuracy, while delivering better insulation and security. These are ideal for Georgian, Victorian or Edwardian properties, especially in conservation areas where authenticity is key.

## Key features

- Pulley and cord operation with counterweights
- Slimline double or acoustic glazing
- Conservation-approved profiles
- Low air leakage and strong thermal performance
- Optional traditional horns and decorative bars

# Spring Balance Sash Windows

Style where space is limited.

Designed for homes that can't accommodate full box sashes, our spring balance windows offer a slimmer frame while keeping the classic sash look.

With concealed spring mechanisms in place of weights and pulleys, they're ideal for tight reveals, extensions or upper floors.

The system is engineered for reliability, smooth movement and secure closure. Whether you're upgrading a period-style home or looking for sash aesthetics in a new property, this is a smart and space-saving solution.

## Key features

- Classic vertical sliding appearance
- Spring balance system for smooth opening
- Slimmer frame depth
- Double-glazed with heritage detailing
- Lower maintenance with full timber finish



# Forest to Frame – Sustainability Responsibly sourced.

Energy Efficient. Expertly made.

All Lignum timber is sustainably sourced and carefully processed to ensure long-term environmental value. Our preferred timber is engineered for strength, stability and minimal waste — delivering a material that’s as responsible as it is beautiful.

We work exclusively with suppliers who meet FSC® certification standards. From forest management to frame production, our commitment to sustainability runs through the entire chain. Timber offcuts are recycled, finishes are water-based, and our carbon footprint is kept low.

## Why energy efficiency from natural timber matters

There’s never been a better moment to futureproof your home.

With stricter building regulations and a national drive toward net-zero, energy efficiency isn’t just a bonus, it’s a necessity. From heat retention to summer cooling, timber windows and doors are an essential part of building a smarter, more sustainable home.

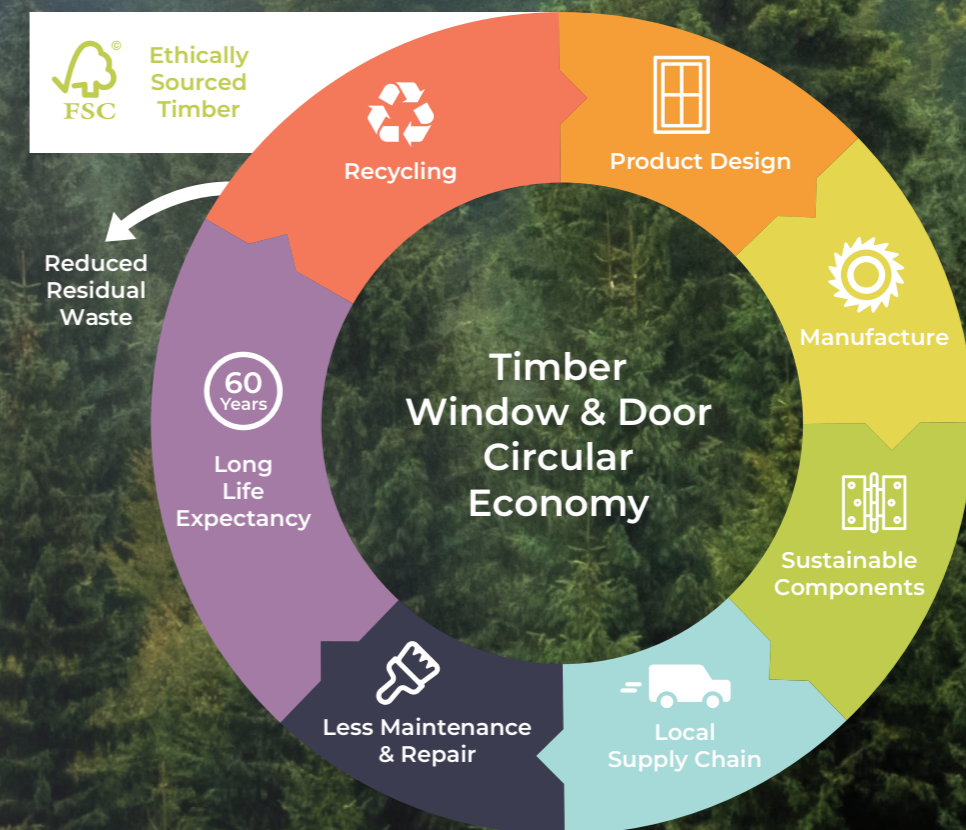
Upgrading your glazing can dramatically reduce heat loss, bring down your bills,

and create a more comfortable environment year-round. By using sustainably sourced, wooden windows and doors you’re also choosing a material that is a natural carbon store and has the lowest embodied carbon of any window or door frame. It’s also crafted to last for generations to for a net-zero impact on the environment.

- Renewable and recyclable
- Natural carbon store
- Excellent thermal performance
- Less embodied energy than aluminium or PVCu
- Crafted to last for generations



## Precision-crafted to last a lifetime.



# Entrance Doors

You can feel it's a real wood door.



Every Lignum entrance door is available in a stunning range of decorative glass options and with a wide choice of traditional or designer handles and door furniture.

Browse through our three style collections to find the perfect traditional, contemporary or modern door for your home, and your style. Lignum offers a beautifully strong, secure and energy-efficient entrance with the luxurious look and feel of a real wood door.

Each door is made from solid engineered timber, finished with a durable paint or stain, and fitted with multi-point locks as standard. Choose from traditional or modern designs, glazed or solid panels, and a range of ironmongery options to suit.

## Key features

- PAS 24 certified for security
- Solid timber construction
- Fully sealed and weather-tested
- Bespoke styles and detailing available
- Matching sidelights, toplights and frames

# How to Make an Entrance

Designing a statement front door that reflects your style.

Your front door sets the tone for your entire home. It's more than a point of entry. It's your first impression, your welcome, and a fabulous way to express personal style. With Lignum's handcrafted timber doors, you can create a statement entrance that's both beautiful and long-lasting.

## Choose a Style That Complements Your Home

Start by considering the architectural style of your property. Traditional homes often suit classic panelled door designs with heritage ironmongery and period details, while modern or contemporary homes may call for minimalist lines, wide boards, or flush finishes.

For transitional properties, those blending old and new, look to updated traditional designs with a fresh twist: clean mouldings, bold colour, or a natural wood finish.

## Make It Personal With Colour

Timber offers the perfect canvas for colour. Whether you opt for a soft heritage shade, a dramatic black, or a bold red or blue, your choice can instantly elevate kerb appeal. You can even contrast your door colour with the frame or glazing bars for a bespoke touch, contrasting a stained door with a painted frame in a bold colour makes the natural wood pop out!

Lignum's painted finishes are durable, weather-resistant, and available in a wide range of custom colours.

## Add Character with Decorative Glazing

Glazing isn't just functional, it can become a defining feature of your front door. From

classic leaded or stained glass to sleek sandblasted or reeded styles, you can filter light, enhance privacy, or introduce a decorative motif that ties in with your home's interior.

## Finish with the Right Hardware

Handles, letterplates, knockers, and hinges are the jewellery of your front door. In satin brass, antique bronze, polished chrome or black, they can transform a simple design into something timeless or bold. Choose pieces that match your preferred aesthetic — whether traditional, cottage-style or contemporary.

## Design It with Confidence

With Lignum, every entrance door is made to order, combining precision joinery with your choice of detailing. Choose from our curated collection of Lignum insulated timber entrance doors or go exclusive, with our Bespoke Entrances individually designed for your home.

Whether you're restoring a period property or designing your dream home from scratch, we'll help you create an entrance door that's both practical and deeply personal.



# French Doors

Timeless functionality. Designed for modern life.



**Our timber French doors are ideal for bringing natural light into your living space while maintaining the architectural integrity of your home.**

With double-door openings, high-performance glazing and secure locking, they blend form and function effortlessly.

Available inward or outward opening, with optional glazing bars, they're suitable for both traditional and contemporary homes. Pair with fixed sidelights or toplights to extend the view and the impact.

## Key features

- Inward or outward opening
- Secure multi-point locking
- High-performance double glazing
- Flush or rebated thresholds
- Fully finished timber inside and out

# Bifold Doors

Flexible living. Smooth operation.

**Designed for modern living, Lignum bifold doors let you open up your home to the outdoors.**

Whether folded back in summer or closed on a winter's day, these doors deliver excellent thermal performance and lasting reliability.

Each set is bespoke-made in timber with robust running gear and slim sightlines. Choose your configuration, track finish, threshold type and ironmongery to suit your space and lifestyle.

## Key features

- Wide clear openings with minimal frame
- Secure multi-point locking and PAS 24 hardware
- Smooth operation with robust durability
- Double or vacuum glazing
- Thermally efficient and weather-sealed
- Ideal for extensions and garden rooms



# Timber Bifolds or French Doors:

which is right for your home?

When it comes to connecting your home to the outdoors, few features make as much impact as a well-designed timber door set. But which style suits your space best — bifold doors or French doors?

Both offer charm, warmth and long-lasting performance when made from sustainably sourced timber. The decision often comes down to how you want the space to feel and function.

## Open Up With Bifolds

Timber bifold doors are ideal for larger openings and contemporary living spaces. The individual panels fold back and stack neatly to one or both sides, creating a wide, uninterrupted connection between indoors and out. If you're designing a kitchen diner or open plan area leading to a patio or garden, bifolds help bring the outside in with maximum impact.

Bifolds are available in a wide range of configurations — from two to six panels — with the option to include a single traffic door for everyday access. You can even create a classic French door look within a bifold format by choosing two centre opening panels that fold back on both sides.

And with timber, there's real flexibility in design. Add traditional glazing bars or heritage detailing to achieve a period look, even in a modern setting.

## Keep It Classic with French Doors

If your project calls for a more traditional or compact solution, French doors

are a timeless choice. Featuring two symmetrical doors that open outward or inward, they work beautifully in smaller openings or side returns and pair well with older properties.

Timber French doors offer excellent thermal performance, especially when paired with high performance glazing. They can be styled with feature bars or panel detailing to complement a Georgian, Edwardian or cottage aesthetic.

## Which to Choose?

- Choose bifold doors for: large openings, flexible layouts, open plan living, and seamless garden access.
- Choose French doors for: classic proportions, compact spaces, period styling, or where full width access isn't essential.

Whichever style suits your space, Lignum timber doors combine craftsmanship, character and thermal comfort — built to last and designed to impress.



# Handles & Ironmongery

Handles that match the craftsmanship.



**The finishing touch to every Lignum product, our handle and hardware collections combines understated elegance with durable functionality.**

Each handle is selected for its ease of use, secure performance, and ability to complement the overall aesthetic of your timber frames.

From classic shapes to flush-mounted options, and in finishes like satin, bronze, or matte black, we make sure the details work as beautifully as the bigger picture.

- Easy-to-operate and ergonomic designs
- Designed for Lignum windows & doors
- Multiple finish options
- Coordinated with your chosen colours and finishes

# Colours & Finishes

Subtle shades, bold colours or natural wood.

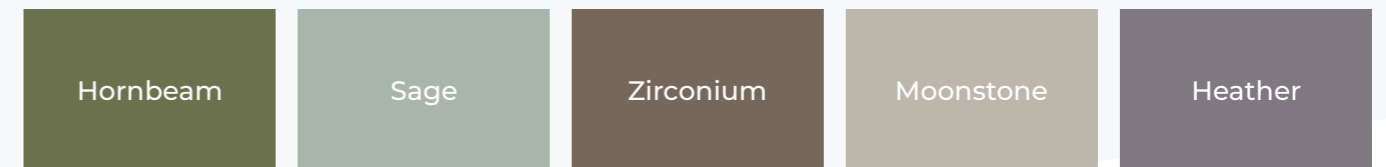
**Your Lignum windows and doors can be customised to your décor with a range of rich, durable finishes.**

Our breathable coatings protect the timber, enhance the grain, and give each frame a tactile, refined appearance.

Choose from natural wood tones, soft neutrals or bold architectural shades. Dual-colour options allow you to have a clean white or natural stain interior and a contrasting external colour for the perfect match with your home's style.

- Long-life, microporous coatings
- UV-resistant and low maintenance
- Wide colour palette including custom RAL shades
- Dual-colour and grain-enhancing options available

## Favourite shades



## Natural woodstains



# The Art of Glass

More than a view.

Glazing is a key part of your window or door's performance, and we don't treat it as an afterthought. Our vacuum glazing options for example provide industry-leading levels of insulation, acoustic protection and UV filtering, while maintaining clarity and style.

Whether you're working with large feature windows, restoring a listed property or simply want more peace and quiet, we'll help you choose the right glazing spec. That includes acoustic, laminated, heritage, obscure and slimline units.

## Glass options include:

- Vacuum glass for low U-values and noise reduction
- Laminated acoustic glass
- Slimline heritage double glazing
- Decorative and obscure styles
- Restoration glass for period accuracy

## Upgrade Your Home with Vacuum Glazing

Timber windows and doors offer lasting quality and natural insulation. But to get the most from your investment, pairing your Lignum timber frames with vacuum glazing takes energy efficiency and comfort to the next level.

Unlike double or triple glazing, vacuum glass uses just two panes of glass separated by a microscopic vacuum layer. This slim, lightweight construction delivers outstanding thermal performance with U-values as low as 0.49 W/m<sup>2</sup>K, more than twice as efficient as standard double glazing.

This helps reduce heat loss, cut energy bills, and create a more stable indoor temperature, all without the added

weight or bulk of triple glazing. Its lighter construction is easier on hinges and hardware and enables slimmer profiles that suit heritage properties and conservation areas.

## Best for cutting out noise

Vacuum glass also enhances comfort with excellent acoustic insulation — independently tested to reduce external noise by up to 36 dB. Combined with the natural sound-absorbing qualities of timber, this makes your home noticeably quieter and more restful.

With up to 80% light transmission, vacuum glass keeps interiors bright while maintaining clean, uncluttered glazing. The absence of bulky spacers or a third pane means better clarity and less visible hardware — ideal for large windows, sliding doors, or glazed extensions.

Each unit is warrantied for 15 years and designed to perform well beyond 25 years. Vacuum glass is fully compatible with all Lignum timber windows and doors, whether you're building new or upgrading existing frames.

## The Key Benefits of Vacuum Glazing

- More energy efficient than triple-glazing
- Slim glazing down to 6.15mm
- Perfect for all timber windows and doors
- Reduces noise by up to 36dB
- Typical 0.5Ug Value
- Typical 36 RwdB

# Heritage Windows

Designed for conservation. Built for performance.



## When you're working on a listed or sensitive site, details matter.

Our heritage timber windows are made to match original profiles — right down to glazing bars, horn shapes and mouldings — with modern weatherproofing and security discreetly integrated.

They meet conservation guidelines while providing improved thermal efficiency and comfort. Whether for sash or casement formats, we'll work with you to replicate what's needed and improve where possible.

### Key features

- Conservation-grade design
- Match existing frame styles and detailing
- Slimline double or single glazing
- Fully finished timber with microporous coatings
- Designed for listed and period properties

# Restoration Windows

New life for original frames.

Where possible, we'll restore and upgrade original timber windows to meet today's standards.

Using traditional joinery methods and carefully matched materials, our specialists repair, re-glaze and re-finish frames to give them a new lease of life.

Restoration is often the preferred route in conservation projects, reducing waste and retaining historical value. All work is carried out by our trained professionals using tested repair techniques.

### Key features

- Sash and casement restoration
- Glass upgrades, including slimline PassivGlas vacuum glazing
- Timber splice repairs and re-joining
- Long-lasting coatings and hardware replacements



Fully restored



Removing rotten wood



Replacing rot with new wood

# Replacing Historic Windows & Doors

When restoration isn't an option.



Some frames are simply beyond repair. In these cases, we supply accurate replacements that mirror the original — but with improved insulation, glazing and security.

Using vacuum glass with Albion Crown restoration glass, we can recreate historic appearances while upgrading comfort and efficiency.

Our replacements meet planning expectations and modern performance standards in one go.

## Key features

- Made-to-measure replacements
- Slimline or specialist restoration glazing
- Conservation-compliant frame designs
- Improved energy efficiency and comfort

# Feature & Shaped Windows

For when standard doesn't fit.

Not every window is square. Our joinery partners are experienced in producing shaped and feature windows — from curves and arches to angled gables and full-height screens.

Working from your drawings or our own survey, we can create bespoke timber frames that meet technical and conservation requirements, with tailored glazing and finish options.

## Key features

- Arched, circular, triangular or custom shapes
- Fully sealed and high-performing
- Double or acoustic glazing options
- Ideal for entrances, stairwells or focal points



# Centor Screens & Blinds

Control the view. Improve comfort.



**Our integrated Centor systems combine high-spec timber doors with built-in insect screens or blinds.**

Seamlessly concealed when not in use, they allow for ventilation, privacy and glare control with zero visual clutter.

A smart solution for bifold, French or single doors, Centor accessories help you get more from your indoor-outdoor living space all year round.

## Key features

- Built-in retractable blinds and fly screens
- Smooth, discreet operation
- Compatible with timber doors
- Wide colour and fabric options
- Ideal for high-end homes and garden rooms

centor®

# The Joinery Network

Quality in every frame.

**Lignum is powered by The Joinery Network — a collective of leading timber suppliers, manufacturers and glazing experts.**

Every product is made by trained joinery partners, ensuring consistency and compliance from design to installation.

Installers working with Lignum products are vetted and trained, giving homeowners peace of mind and reliable performance. It's how we maintain the same standard on every project, from factory floor to final fit.

## What it means for you

- Certified manufacturers and installers
- Consistent product quality
- Full compliance with building regs
- Ongoing technical and design support

# Planning Your Project

Let's get started.

**From early-stage ideas to ready-to-fit joinery, we're here to support your project.**

We can guide you through product selection, handle technical queries, and work with your architect or builder to ensure everything is compliant and coordinated.

Whether it's a full home upgrade or a single feature window, Lignum gives you the tools and expertise to get it right.

## Next steps

- Talk to your local Lignum partner
- Arrange a site visit or quotation
- View samples and specifications
- Confirm sizes, finishes and details

**30**  
YEARS

Rot & Fungal Decay

**10**  
YEARS

Workmanship

**10**  
YEARS

Paint Finish

**10**  
YEARS

Hardware

**15**  
YEARS

Glazing up to

## Get in touch with us:

hello@thejoinerynetwork.co.uk

033 33 44 98 95

thejoinerynetwork.co.uk

2 Jubilee Parkway  
Derby DE21 4BJ

Follow us on social:  
@thejoinerynetwork

# Why Lignum Timber Windows & Doors Perform So Well

With over 30 years of experience in crafting timber windows and doors, we know that lasting quality comes down to the details – that's why Lignum windows and doors are built to stand the test of time.

## The Benefits of Lignum Timber Windows & Doors

**Exceptional energy efficiency** – high-performance glazing and insulated frames reduce heat loss and keep your home comfortable.

**Outstanding durability** – engineered timber with fully sealed joints resists warping, twisting and swelling.

**Low maintenance design** – our engineered timber frames feature unique smooth profiles to shed rain and are finished with factory-applied microporous coatings for long-lasting weather protection.

**Secure by design** – multi-point locking and robust construction offer superior protection for your home.

**Quiet comfort** – advanced glazing reduces external noise, creating a calmer indoor environment.

**Sustainable choice** – responsibly sourced timber with a lower carbon footprint than aluminium or PVC-U.

**Made to measure** – each window and door is crafted to order, ensuring the perfect fit.

# Precision

CARPENTRY & JOINERY LTD

**Contact us:**

Unit 3 Moon Hall Lane  
Haverhill CB9 8QT

[info@carpentryjoinery.co.uk](mailto:info@carpentryjoinery.co.uk)

01440 761 688

[www.carpentryjoinery.co.uk](http://www.carpentryjoinery.co.uk)

**Follow us on social:**

[@precisioncarpentryjoinery](https://www.instagram.com/precisioncarpentryjoinery)

## The Joinery Network

**Contact us:**

2 Jubilee Parkway  
Jubilee Business Park  
Derby DE21 4BJ

[hello@thejoinernetwork.co.uk](mailto:hello@thejoinernetwork.co.uk)

033 33 44 98 95

[thejoinernetwork.co.uk](http://thejoinernetwork.co.uk)

**Follow us on social:**

[@thejoinernetwork](https://www.instagram.com/thejoinernetwork)

Due to variations in the photographic process, colours shown in this leaflet may vary from the actual product. It is advisable to refer to a product sample before making your purchase. All pictures shown are for illustrative purpose only, actual product may vary due to product enhancement. The company has a policy of continuous product development and reserves the right to change any products and specifications given in this brochure.